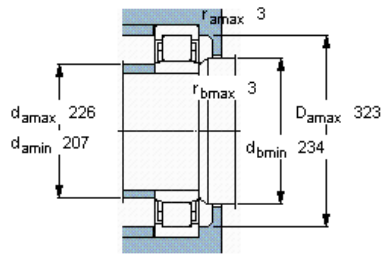
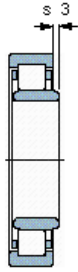
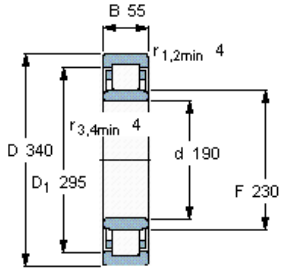
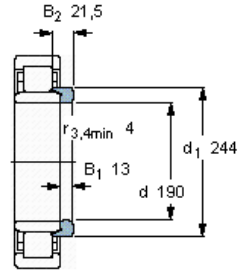


Cylindrical roller bearings, single row

Principal dimensions			Basic load ratings		Designation	Angle ring
d	D	B	dynamic C	static C0	<b>* SKF Explorer bearing</b>	Designation
mm			kN		-	-
<b>190</b>	340	55	800	965	NU 238 ECM *	HJ 238 EC



**Calculation factors**  
 $k_r$  0,15  
 $e$  0,2  $\gamma$  0,6



HJ 238 EC  
 Mass kg 2,1